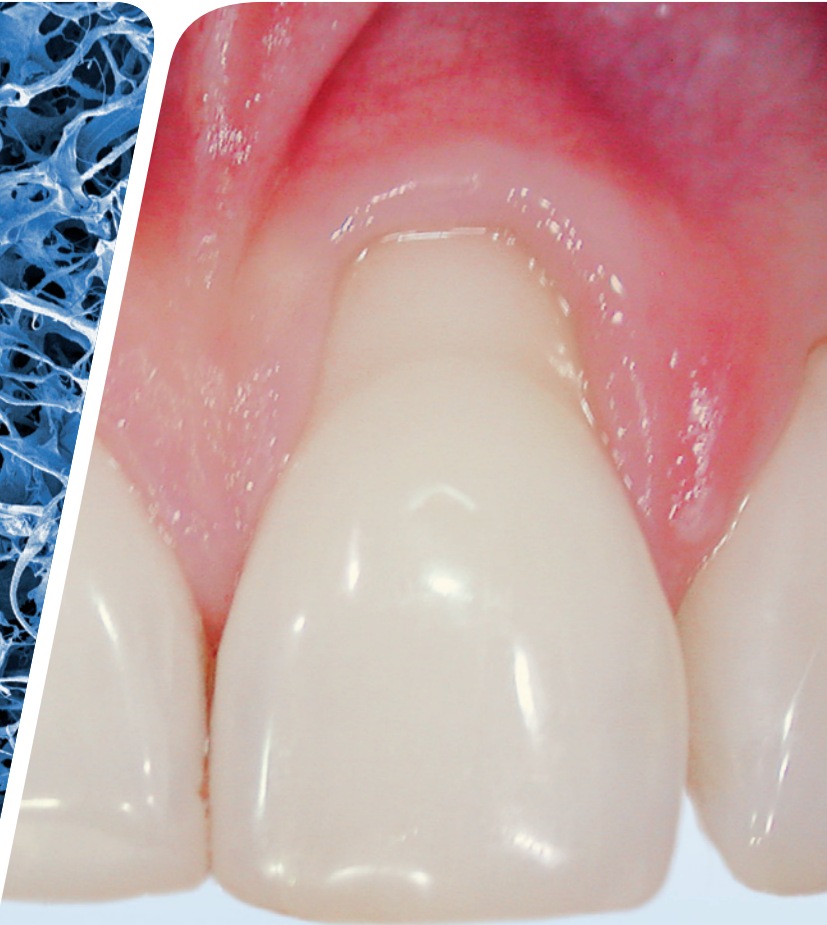
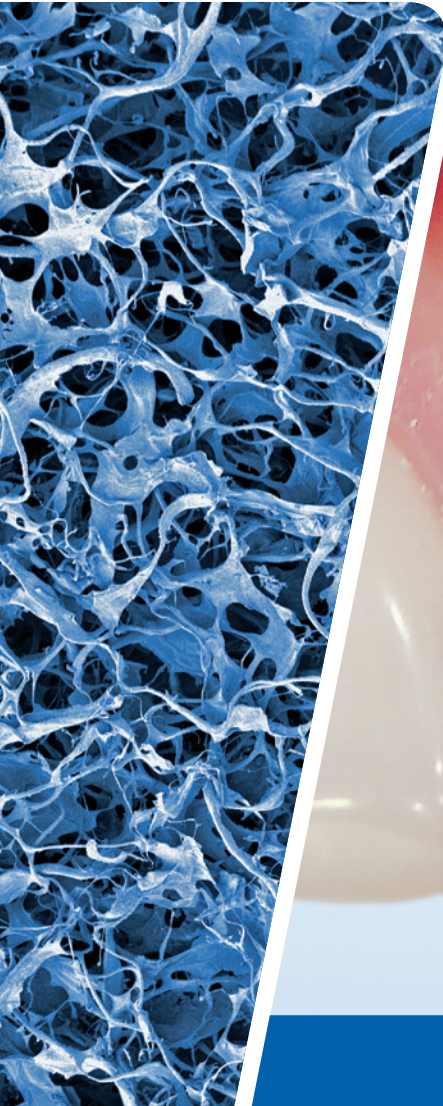


Gingival Recession – Now what?

Patient Information | Recession Coverage



LEADING REGENERATION

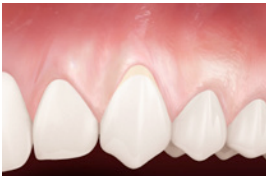
What happens with untreated gingival recessions?

Several oral health problems can occur if gingival recessions and their causes are left untreated:

- > **Root Hypersensitivity:** The exposed root may become hypersensitive, causing pain when in contact with cold or hot substances.
- > **Aesthetic or functional deficiencies:** Bone and gum surrounding the tooth might recede, further aggravating the existing problems.
- > **Possible consequences over time:** Progression of untreated recessions can hinder oral hygiene, which can lead to gum inflammation and even tooth root caries.
- > **Expensive and complicated therapy:** Progressive loss of bone and gum might need to be corrected with lengthy and costly treatments.

PROBLEM

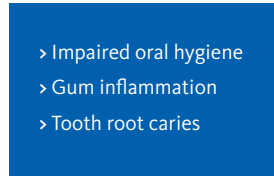
Bone and gum surrounding the tooth could recede further.



Moderate gingival recession.



Possible situation without treatment.



Possible consequence of non-treated recessions.

The gentle solution to treat your gum

What is Geistlich Mucograft®?

- › **Device for soft-tissue regeneration:** Geistlich Mucograft® is a 3D-matrix for soft-tissue regeneration in the oral cavity.
- › **Porcine collagen:** The device is made of Swiss porcine collagen which will be replaced by your own soft-tissue cells during the regeneration process.
- › **Swiss quality materials:** As an approved medical device, Geistlich Mucograft® fulfills highest standards for quality and safety.

What are your benefits with Geistlich Mucograft®?

- › **Less pain:** Geistlich Mucograft® avoids the harvest of soft tissue from your palate. This, eliminates harvest site complications like pain or infections.¹
- › **Easier recovery:** Eliminating the soft-tissue harvest from your palate allows an easier recovery and faster return to your normal lifestyle.
- › **Less surgical chair time:** With Geistlich Mucograft® the surgical time is clearly reduced.¹
- › **Excellent soft-tissue healing:** Geistlich Mucograft® naturally integrates into your own soft tissue without device related inflammation.^{1,2}
- › **Good match with surrounding tissue:** The device promotes good colour and structure blend of the regenerated tissue.²



Harvest of soft tissue from the palate is avoided with Geistlich Mucograft®.



Geistlich Mucograft®.

How can gingival recessions be treated?

SOLUTION

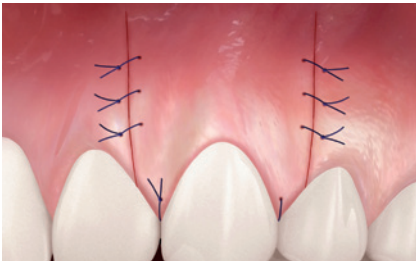
Gingival recessions can often be treated with an appropriate surgical approach. Your dentist will advise you on treatment individually adapted for you.



Surgical approach for treatment of gingival recession.



Geistlich Mucograft® is placed on the affected area.



Suture of the defect.



Outcome of a completely covered recession (results may vary).

IMPORTANT: It is important to address the cause of the gingival recession before surgical treatment. Your dentist will advise you on corrective measures individually adapted for you.

Why is Geistlich Mucograft® beneficial for you?

The physiological gum condition is restored

and your smile stays attractive

Preservation of bone and gum

supports the maintenance of healthy teeth

Elimination of tissue harvest from your palate yields

less pain and higher quality of life



Gingival recessions before treatment (Dr. N. Braz de Oliveira).



Outcome of gingival recessions treated with Geistlich Mucograft® after 6 months (Dr. N. Braz de Oliveira).



A few tips for post-surgical care:

- > Treat swelling with damp-cold pads without pressing the pad.
- > In case of pain your dentist will prescribe suitable medication.
- > Avoid hot beverages, hot food and alcohol for 3 days after the procedure.
- > For the first 4 weeks, no brushing or flossing at the gum line and no chewing of hard foods.
- > 4–8 weeks after surgery, follow the oral hygiene instructions of your dentist (soft toothbrush).
- > 8–12 weeks after surgery, begin with normal careful brushing.
- > Smoking and inadequate oral hygiene can significantly reduce the success of the therapy or even lead to therapy failure.
- > Keep your follow-up appointments with your dentist even if healing is proceeding without problems.

Geistlich Biomaterials is grateful to Dr. N. Braz de Oliveira, Dr. R. Abundo, Dr. G. Corrente and ACME Publishing for kindly supplying the images used in this brochure.

¹ Cardaropoli D, et al. J Periodontol. 2011 Jul 1, *Epub*

² McGuire MK & Scheyer ET. J Periodontol. 2010 Aug;81(8):1108-17

Subsidiary Great Britain, Ireland

Geistlich Sons Limited
1st Floor, Thorley House
Bailey Lane
Manchester Airport
GB Manchester M90 4AB
Phone +44 1 614 902 038
Fax +44 1 614 986 988
www.geistlich.co.uk

Manufacturer

©Geistlich Pharma AG
Business Unit Biomaterials
Bahnhofstrasse 40
CH-6110 Wolhusen
Phone +41-41-4925 630
Fax +41-41-4925 639
www.geistlich-pharma.com
www.geistlich-mucograft.com

More details about distribution partners:
www.geistlich-pharma.com/mycontact