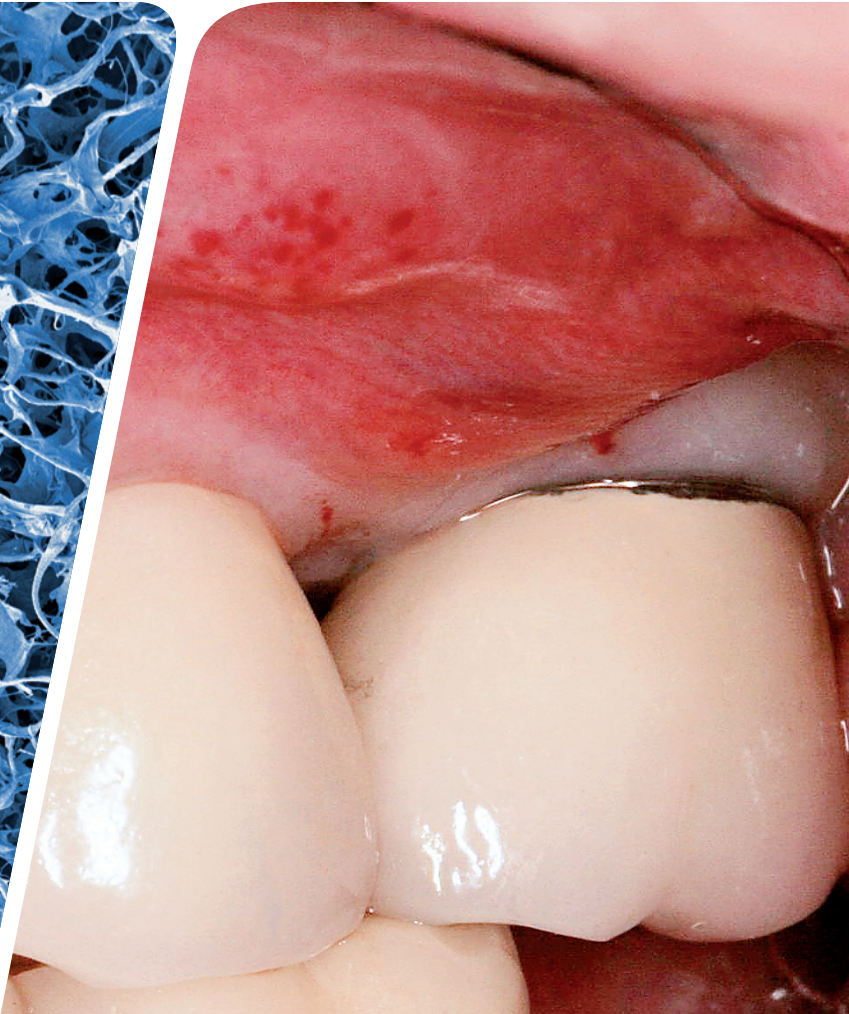
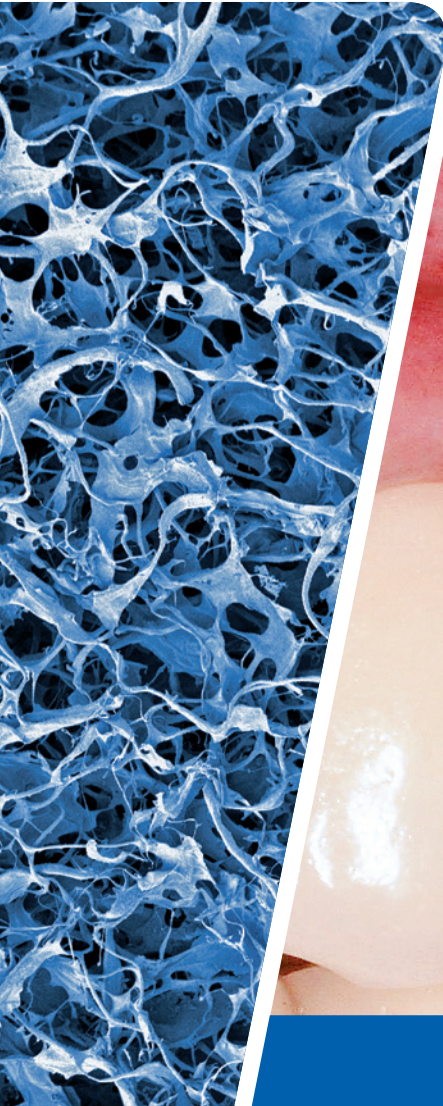


Inflamed Gum – Now what?

Patient Information | Gain of Keratinised Tissue



LEADING REGENERATION

What happens when you do not have enough keratinised tissue?

Several oral health problems can occur if you do not have enough keratinised tissue:

- > **Inflammation of the gum:** Too little keratinised tissue might induce inflammation.
- > **Hygiene problems:** Due to pain and bleeding of the inflamed gum, it may be more difficult, or even impossible to maintain good oral hygiene.
- > **Deterioration of bone and gum:** Chronic inflammation may lead to bone and gum loss (e.g. gingival recession).
- > **Expensive and complicated therapy:** Progressive loss of bone and gum might need to be compensated with lengthy and costly treatments.

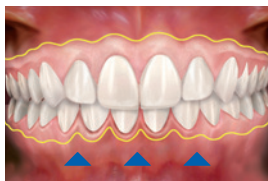
HEALTHY SITUATION



Natural mucogingival line. Healthy gums allow optimal oral hygiene for maintenance of bone and gum.

PROBLEM

Too little keratinised tissue can induce inflammation, pain, bleeding and loss of bone and gum.



Shifted mucogingival line. Non-healthy inflamed gum.



Gingival recession: possible consequence of non-healthy gum.

The gentle solution to treat your gum

What is Geistlich Mucograft®?

- › **Device for soft-tissue regeneration:** Geistlich Mucograft® is a 3D-matrix for soft-tissue regeneration in the oral cavity.
- › **Porcine collagen:** The device is made of Swiss porcine collagen which will be replaced by your own soft tissue during the regeneration process.
- › **Swiss quality materials:** As an approved medical device, Geistlich Mucograft® fulfills highest standards for quality and safety.

What are your benefits with Geistlich Mucograft®?

- › **Less pain:** Geistlich Mucograft® avoids the harvest of soft tissue from your palate. This eliminates harvest site complications like pain or infections.¹
- › **Easier recovery:** Eliminating the soft-tissue harvest from your palate allows an easier recovery and faster return to your normal lifestyle.
- › **Less surgical chair time:** With Geistlich Mucograft® the surgical time is clearly reduced.¹
- › **Excellent soft-tissue healing:** Geistlich Mucograft® naturally integrates into your own soft tissue without device related inflammation.^{1,2}
- › **Better aesthetic blend:** The device promotes better colour and structure blend with neighbouring tissue compared to soft-tissue harvested from your palate.²



Harvest of soft tissue from the palate is avoided with Geistlich Mucograft®.



Geistlich Mucograft®.

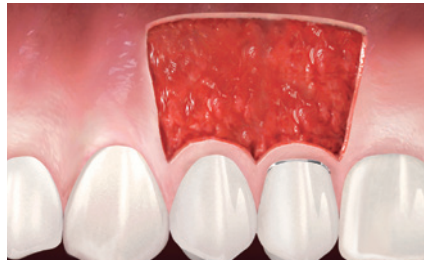
How can my keratinised tissue be repaired?

SOLUTION

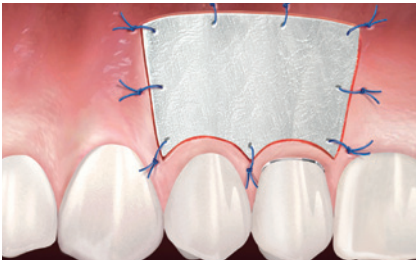
Loss of keratinised tissue can often be treated with an appropriate surgical approach. Your dentist will advise you on treatment individually adapted for you.



Initial situation showing loss of keratinised tissue.



Surgical approach to regenerate keratinised tissue.



Geistlich Mucograft® in place.



Restored keratinised tissue 6 months after surgery (results may vary).

IMPORTANT: It is important to address existing infections before surgical treatment. Your dentist will advise you on appropriate measures individually adapted for you.

Why is Geistlich Mucograft® beneficial for you?

The physiological gum condition is restored

and your smile stays attractive

Preservation of bone and gum

supports the maintenance of healthy teeth

Elimination of tissue harvest from your palate yields

less pain and higher quality of life



Initial situation before treatment (Dr. A. Charles).



Outcome of restored keratinised tissue with Geistlich Mucograft® after 6 months (Dr. A. Charles).



A few tips for post-surgical care:

- › Treat swelling with damp-cold pads without pressing the pad.
- › In case of pain your dentist will prescribe suitable medication.
- › Avoid hot beverages, hot food and alcohol for 3 days after the procedure.
- › For the first 4 weeks, no brushing or flossing at the gum line and no chewing of hard foods.
- › 4–8 weeks after surgery, follow the oral hygiene instructions of your dentist (soft toothbrush).
- › 8–12 weeks after surgery, begin with normal careful brushing.
- › Smoking and inadequate oral hygiene can significantly reduce the success of the therapy or even lead to therapy failure.
- › Keep your follow-up appointments with your dentist even if healing is proceeding without problems.

Geistlich Biomaterials is grateful to Dr. A. Charles, Dr. R. Abundo, Dr. G. Corrente and ACME Publishing for kindly supplying the images used in this brochure.

¹ Sanz M, et al. J Clin Periodontol. 2009 Oct;36(10):868-76
² Nevins M, et al. Int J Periodontics Restorative Dent. 2011 Jul-Aug;31(4):367-73

Subsidiary Great Britain, Ireland

Geistlich Sons Limited
1st Floor, Thorley House
Bailey Lane
Manchester Airport
GB Manchester M90 4AB
Phone +44 1 614 902 038
Fax +44 1 614 986 988
www.geistlich.co.uk

Manufacturer

©Geistlich Pharma AG
Business Unit Biomaterials
Bahnhofstrasse 40
CH-6110 Wolhusen
Phone +41-41-4925 630
Fax +41-41-4925 639
www.geistlich-pharma.com
www.geistlich-mucograft.com

More details about our distribution partners:
www.geistlich-pharma.com/mycontact